



**VAAAL UNIVERSITY  
OF TECHNOLOGY**

*Inspiring thought. Shaping talent.*

## IT Services

- +27(0)16 950 9111
- it\_support@vut.ac.za

# VUT WI-FI



## Student Self-Service – How to Login to EDUROAM

**IMPORTANT: Note** that if it is your First time Logging in **AND** you have not yet **UPDATED** the Default Password, please update your password first before accessing Eduroam. Kindly follow the process in **STEP 1 and STEP 2**. If you have done this already, kindly **SKIP to STEP 3**

### Step 1 Update Password Link

Click [here](#) to Update Password

{For step by step guide use link}

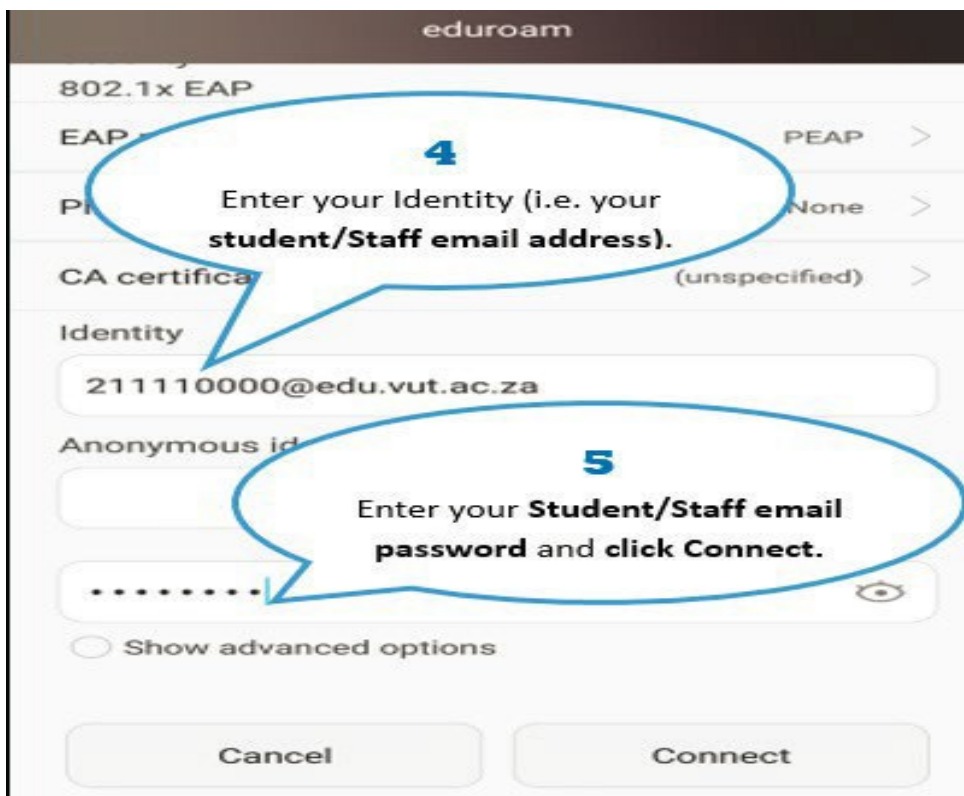
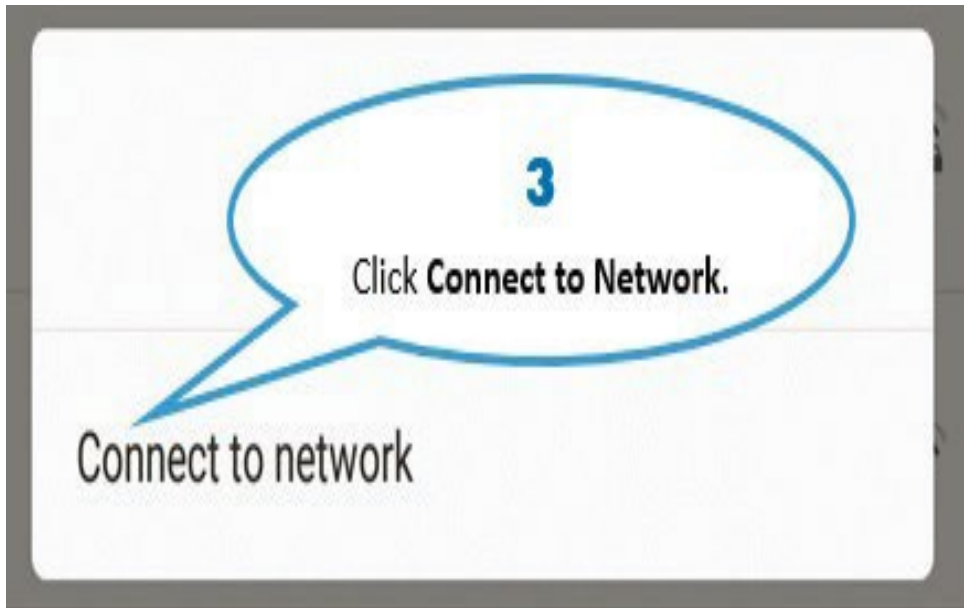
### Step 2 Register Security Question in order to reset own password in future.

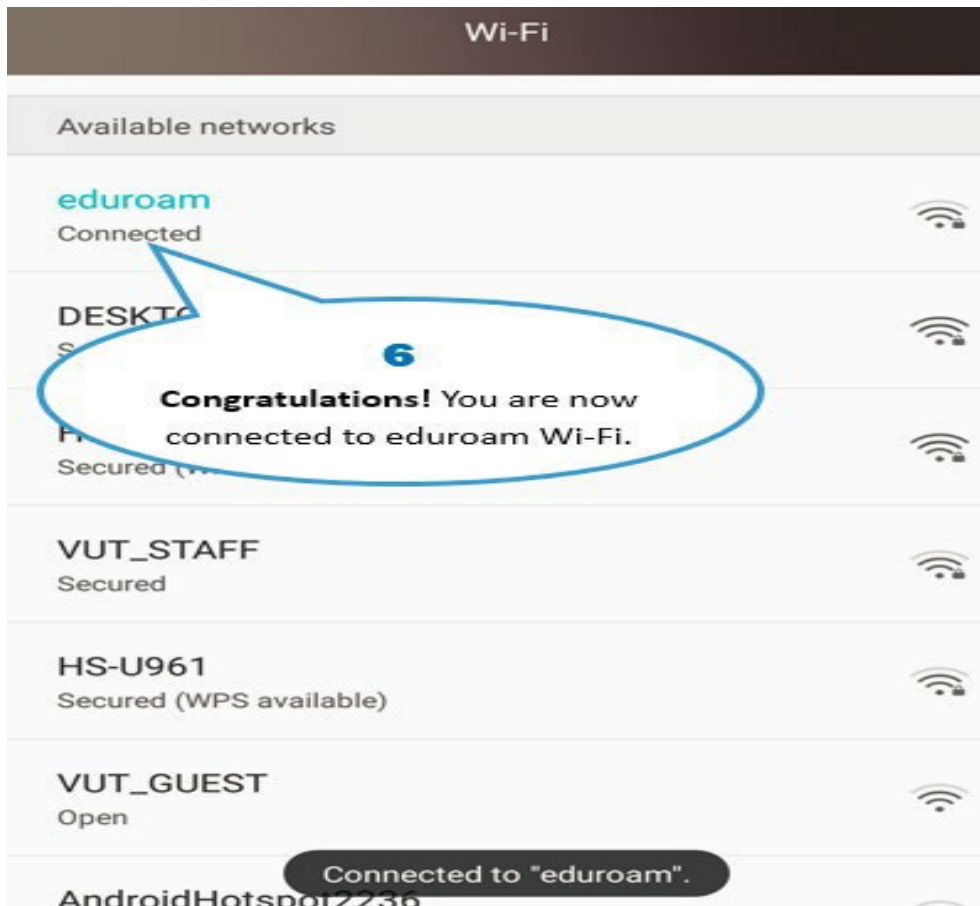
Click [here](#) to Register

{For step by step guide use link}

*Follow step 3 below to connect*







### ***Other Configuration Settings:***

When a dialog box prompts you to enter configurations settings, enter the following:

- \*EAP method: PEAP
  - \*Phase 2 authentication: MSCHAPV2
  - \*CA certificate: leave as blank / unspecified / Do not validate
  - \*Identity: [username@edu.vut.ac.za](mailto:username@edu.vut.ac.za) or [username@vut.ac.za](mailto:username@vut.ac.za) (Where "username" is your student number or staff number)
  - \*Anonymous identity: leave this field blank
  - \*Password: VUT E-MAIL password
  - \*IP settings: DHCP (you may have to show advanced options to view this field)
- Tap Connect (or Ok)

### **NOTE: If you have Updated your Password to a New Password:**

- \*Right click on Eduroam connection then click forget network
- \*Follow from Step 1 to re-connect to Eduroam

#### Step 4. If you have forgotten your Password

Click [here](#) to Reset Password

{For step by step guide use link}

#### Step 5. If you still cannot connect to Eduroam after following above steps

Contact Help Desk

[it\\_support@vut.ac.za](mailto:it_support@vut.ac.za)

NB: 24hr turnaround time for emails.

**016 950 9111**

Operating Hours:

07:45am – 4:30pm Weekdays

Closed on Weekends

Closed on Holidays